

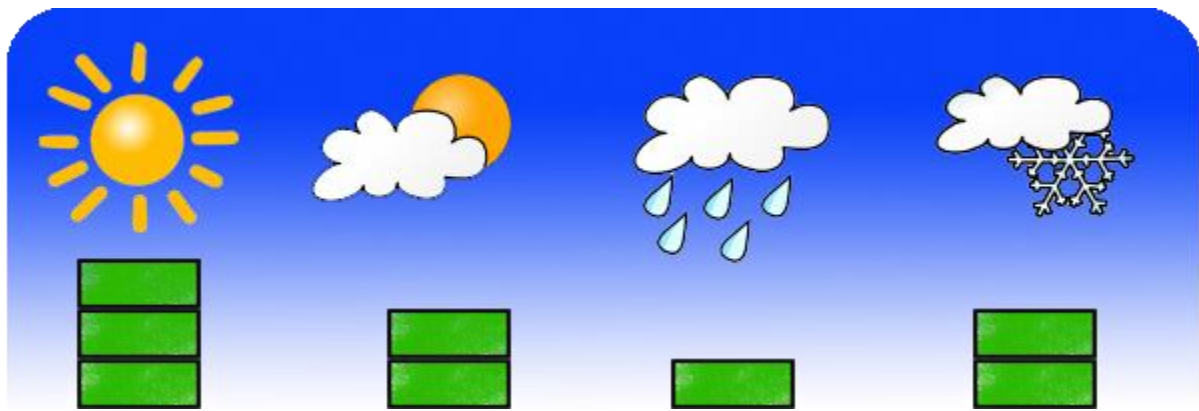
Make a Weather Graph!

Skills you'll practice:

- Graphing
- Weather Observation

What you'll need:

- Crayons to color each square of the weather graph based upon daily weather



Directions:





Have your child color in one bar per day based upon the current weather. Continue for at least three weeks.

At the end of each week, ask your child to count how many days were sunny, cloudy or partly cloudy, rainy, and snowy. Ask which weather condition occurred most often. Ask which weather condition occurred least often.

After the first week, ask your child to guess about tomorrow's weather, based upon the weather today and their weather graph.

Weather Graph

(Name) _____

25				
24				
23				
22				
21				
20				
19				
18				
17				
16				
15				
14				
13				
12				
11				
10				
9				
8				
7				
6				
5				
4				
3				
2				
1				
Day	 Sunny	 Cloudy or Partly Cloudy	 Rainy	 Snowy